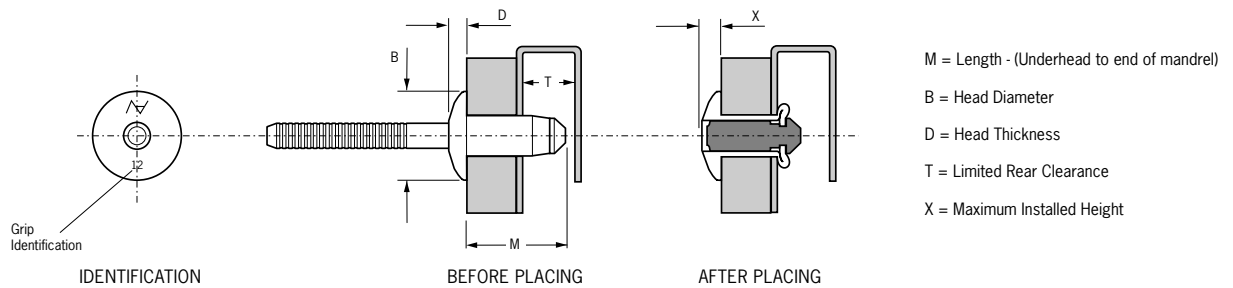




Hemlok® 2241 - Protruding Head

	Material	Finish
Body	Aluminium alloy (2.5% Mg) to AA 5052 DIN 1725 Al Mg2.5 Werkstoff 3.3523	Natural
Mandrel	Aluminium alloy to BS 1473 7075 DIN 1725 Al Zn Mg Cu1.5 Werkstoff 3.4365	Natural



Dimensions & Performance Data

Fastener Size nom.	M max.	Grip Range		Part Number	B max.	D max.	T min.	X max.	(Typical Values)	
		min.	max.						Shear kN	Tension kN
6.4 (1/4")	13.7	1.50	3.50	02241-00812	13.4	2.7	12.2	3.4	5.0	2.7
6.7 6.9	15.0	2.80	4.80	02241-00813	13.4	2.7	12.2	3.4	6.0	2.7
	15.6	3.35	5.35	02241-00814	13.4	2.7	12.2	3.4	6.2	2.7
	17.0	4.80	6.80	02241-00815	13.4	2.7	12.2	3.4	6.5	2.7
	19.0	6.80	8.80	02241-00817	13.4	2.7	12.2	3.4	7.0	2.7
	19.7	7.50	9.50	02241-00818	13.4	2.7	12.2	3.4	7.0	2.7
	21.0	8.80	10.80	02241-00819	13.4	2.7	12.2	3.4	7.0	2.7
	23.0	10.80	12.80	02241-00821	13.4	2.7	12.2	3.4	7.0	2.7


Dimensions in millimetres

Installation Tools

The table below shows the Avdel® handtools which can be used to place aluminium Hemlok® fasteners. For further information on installation tools please refer to pages 72-82. For further information on specific nose equipment, please contact your local TFS representative.

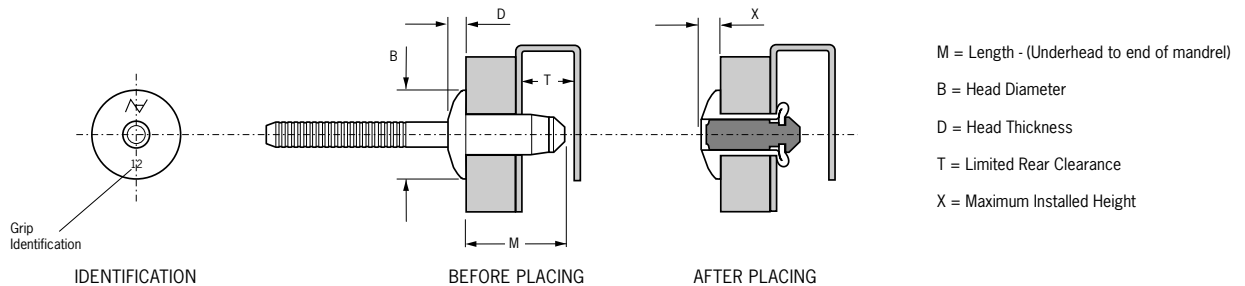
Power Tools

Fastener Size	G4 (7123)	TX2000® Battery Powered
6.4 (1/4")	✓	✓



Hemlok® 2221 - Protruding Head

	Material	Finish
Body	Medium carbon steel to BS 3111 Type 1 SAE 1035 DIN 1654 Cq 35	Zinc plated and yellow passivated to BS EN 12329
Mandrel	Medium carbon steel to BS 3111 Type 1 SAE 10B38 DIN 1654 C38	Zinc plated and yellow passivated to BS EN 12329



Dimensions & Performance Data

Fastener Size nom.	M max.	Grip Range		Part Number	B max.	D max.	T min.	X max.	(Typical Values)	
		min.	max.						Shear kN	Tension kN
6.4 (1/4")	13.7	1.50	3.50	02221-00812	13.4	2.7	12.2	3.4	10.5	8.8
6.7 6.9	15.1	2.80	4.80	02221-00813	13.4	2.7	12.2	3.4	12.0	8.8
	15.6	3.35	5.35	02221-00814	13.4	2.7	12.2	3.4	12.5	8.8
	17.0	4.80	6.80	02221-00815	13.4	2.7	12.2	3.4	12.5	8.8
	19.0	6.80	8.80	02221-00817	13.4	2.7	12.2	3.4	14.0	8.8
	19.7	7.50	9.50	02221-00818	13.4	2.7	12.2	3.4	15.0	8.8
	21.0	8.80	10.80	02221-00819	13.4	2.7	12.2	3.4	16.0	8.8
	23.0	10.80	12.80	02221-00821	13.4	2.7	12.2	3.4	16.0	8.8

Dimensions in millimetres

Installation Tools

The table below shows the Avdel® handtool which can be used to place steel Hemlok® fasteners. For further information on installation tools please refer to pages 72-82. For further information on specific nose equipment, please contact your local TFS representative.

Power Tools

Fastener Size	G4 (7123)
6.4 (1/4")	✓